MyWall Connect

Architectural metal cladding designed to be freely combined on façades.

- A modular system comprising 7 geometries that can be freely combined and connected to create customised building envelopes
- Corrugated profiles made from hot-dip galvanised structural steel sheet or highly corrosion-resistant aluminium.
- Metal cladding for façades in industrial, residential and commercial buildings
- Product with CE marking in accordance with standards EN 14782 and EN 1090-1.
- Extensive colour palette and wide range of highly durable coatings.



CE

Kingspan | TECZONE

MyWall Connect
MyWall range profile

MYWALL CONNECT

MyWall Connect redefines the boundaries of the architectural envelope, transforming façades into three-dimensional surfaces imbued with volume, rhythm and movement.

Conceived as a freely connectable system, it comprises seven modular steel or aluminium geometries that can be freely combined with one another, designed to be mounted on a single installation plane, creating free-form façades.

The system's versatility lies in the freedom of combination: the profiles can be alternated in regular sequences or free-form compositions, allowing for experimentation with depth, breaks in the line and the projection of sunlight. The result is a dynamic façade that evolves throughout the day, lending it a unique character and high aesthetic value.

MODELS IN THE RANGE

The range comprises seven distinct shapes, designed to be used either independently or in combination on the same façade:



MyWall Connect 33

- **Geometry:** profile with a clear width of 938 mm and a profile height of 33 mm.
- **Features:** frequent decorative motifs that lend the façade a uniform, subtle and refined appearance when viewed from close to medium distances.





MyWall Connect 58

- **Geometry:** profile with a clear width of 910 mm and a profile height of 58 mm.
- **Features:** a balanced ratio between the valleys and the trapezoidal ridges, ideal for regular rhythms with moderate shadow contrast.

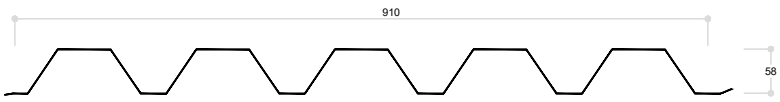

Kingspan | Teczone España
c/Alcalde Martin Cobos, s/n | E - 09007 Burgos
Tel. +34 947 483 700 | Fax. +34 947 483 803
teczone@teczone.es | www.teczone.es

MyWall Connect
MyWall range profile



MyWall Connect 77

- **Geometry:** profile with a clear width of 883 mm and a profile height of 77 mm.
- **Features:** deep-folded geometry designed to capture sunlight effectively, creating striking vertical or horizontal lines of shadow.





MyWall Connect 99

- **Geometry:** profile with a clear width of 839 mm and a profile height of 99 mm.
- **Features:** trapezoidal sections with a wide exposed face that accentuate the building's three-dimensionality and cast the sharpest shadows in the range.

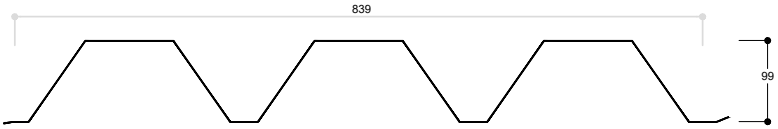



MyWall Connect Mix

- **Geometry:** profile with a clear width of 902 mm and a profile height of 99 mm.
- **Features:** combines friezes of different widths in a single piece to create a dynamic rhythm on the façade.

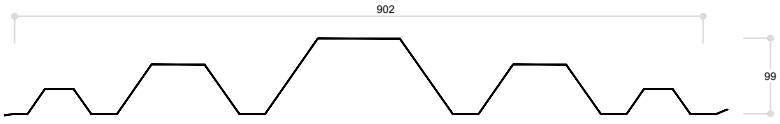

Kingspan | Teczone España
c/Alcalde Martin Cobos, s/n | E - 09007 Burgos
Tel. +34 947 483 700 | Fax. +34 947 483 803
teczone@teczone.es | www.teczone.es

MyWall Connect
MyWall range profile



MyWall Connect Model A

- **Geometry:** profile with a clear width of 800 mm and a profile height of 99 mm.
- **Features:** ascending layout, ideal for creating a sense of dynamism and visual impact. (geometry opposite to that of model B)

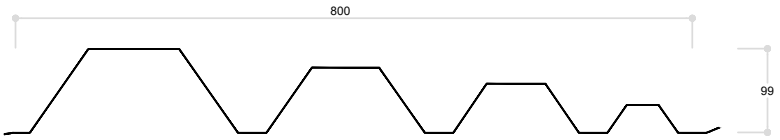



MyWall Connect Model B

- **Geometry:** profile with a clear width of 800 mm and a profile height of 99 mm.
- **Features:** downward-sloping design, ideal for creating a sense of dynamism and visual impact. (geometry opposite to that of model A).

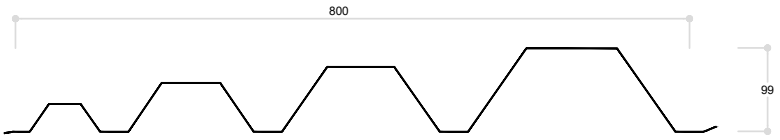

MANUFACTURING CHARACTERISTICS

Maximum production length		8.000 mm
Thicknesses*	Steel	0,6 / 0,7 mm
	Aluminium	0,7 / 0,8 / 0,9 / 1,0 mm
Steel coatings	Standard	Z275 galvanised Galvanised and coated with 25 µm of silicone polyester
	Special	HD, HDS, HDX, PVDF
Aluminium coatings	Standard	Coated with 25 µm silicone polyester
	Special	Special finishes available on request.

(*) Other thicknesses available on request.

Steel/aluminium sheet certifications

Steel used in accordance with standard EN 10346 (galvanised) and standard EN 10169 (organic coatings).

Aluminium used in accordance with standard EN 1396.

Certification

CE marking in accordance with standards EN 14782:2006 and EN 1090-1:2009+A1:2011.

CE

REACTION TO FIRE

MyWall Connect profiles are classified as having fire reaction class A1 in accordance with EN 13501-1:2018 (Euroclasses).

Kingspan | Teczone España
c/Alcalde Martin Cobos, s/n | E - 09007 Burgos
Tel. +34 947 483 700 | Fax. +34 947 483 803
teczone@teczone.es | www.teczone.es

Kingspan | TECZONE

MyWall Connect
MyWall range profile

STEEL

MAXIMUM PERMISSIBLE PRESSURE LOADS FOR STEEL (daN/m²)

		CLEARANCE BETWEEN SUPPORTS (mm)			
e (mm)	SUPPORT	1.750	2.000	2.250	2.500
0,6		165	111	78	59
		200	154	122	99
		250	192	147	108
0,7		190	127	89	66
		333	257	203	157
		359	241	169	123

1 daN/m² ≈ 1 kp/m²

MAXIMUM PERMISSIBLE SUCTION LOADS ON STEEL (daN/m²)

		CLEARANCE BETWEEN SUPPORTS (mm)			
e (mm)	SUPPORT	1.750	2.000	2.250	2.500
06		-181	-123	-87	-64
		-250	-192	-151	-123
		-312	-228	-162	-119
07		-209	-142	-100	-74
		-416	-318	-235	-173
		-387	-263	-187	-137

1 daN/m² ≈ 1 kp/m²

NOTES:

- The table includes the most conservative load values across the entire range of profiles.
- The values given in the table are allowable loads without safety factors, which must be compared with the sum of the characteristic loads (without safety factors) for each project.
- Tables calculated in accordance with Eurocode 3, Part 1.3. Maximum permissible deflection criterion: L/200, where L is the distance between support purlins.
- Tables valid for preliminary design only. The designer must carry out the structural calculation in accordance with the regulations applicable in each country.
- For compressive loads, the calculation has been carried out for a support width of 75 mm. If the support width is less than this, the permissible load values may be significantly reduced.
- For other configurations or load cases, please contact our technical department. Kingspan | Teczone expressly disclaims any liability arising from the use of these tables.
- The load tables are calculated using grade S220GD for a thickness of 0.6 mm and grade S320GD for a thickness of 0.7 mm.

Kingspan | Teczone España
c/Alcalde Martin Cobos, s/n | E - 09007 Burgos
Tel. +34 947 483 700 | Fax. +34 947 483 803
teczone@teczone.es | www.teczone.es

MyWall Connect
MyWall range profile

ALUMINIUM

MAXIMUM PERMISSIBLE PRESSURE LOADS FOR ALUMINIUM (daN/m²)

		CLEARANCE BETWEEN SUPPORTS (mm)			
e (mm)	SUPPORT	1.250	1.500	1.750	2.000
0,7		198	115	73	49
		289	232	174	117
		271	216	137	92
0,8		226	132	83	56
		370	278	198	134
		347	247	157	106
0,9		254	148	94	63
		396	286	215	150
		431	278	176	118
1,0		282	164	104	70
		453	327	246	166
		523	309	195	131

1 daN/m² ≈ 1 kp/m²

Kingspan | Teczone España
c/Alcalde Martin Cobos, s/n | E - 09007 Burgos
Tel. +34 947 483 700 | Fax. +34 947 483 803
teczone@teczone.es | www.teczone.es

MyWall Connect
MyWall range profile

ALUMINIUM

MAXIMUM PERMISSIBLE PRESSURE LOADS FOR ALUMINIUM (daN/m²)

		CLEARANCE BETWEEN SUPPORTS (mm)			
e (mm)	SUPPORT	1.250	1.500	1.750	2.000
0,7		-196	-115	-73	-49
		-337	-234	-172	-116
		-361	-213	-136	-92
0,8		-224	-131	-83	-56
		-416	-289	-196	-132
		-413	-243	-155	-105
0,9		-252	-147	-93	-63
		-486	-338	-220	-149
		-464	-273	-174	-117
1,0		-279	-163	-103	-69
		-558	-383	-244	-165
		-514	-303	-193	-130

1 daN/m² ≈ 1 kp/m²

NOTES:

- The table includes the most conservative load values across the entire range of profiles.
- The values given in the table are allowable loads without any safety factor, which must be compared with the sum of the characteristic loads (without any safety factor) for each project.
- Tables calculated in accordance with Eurocode 9, Part 1.4. Maximum permissible deflection criterion: L/200, where L is the distance between support purlins.
- Tables valid for preliminary design only. The designer must carry out the structural calculation in accordance with the regulations applicable in each country.
- In the case of compressive loads, the calculation has been carried out for a support width of 75 mm. If the support width is less than this, the permissible load values may be significantly reduced.
- For other configurations or load cases, please contact our technical department. Kingspan | Teczone expressly disclaims any liability arising from the use of these tables.

Download the latest version by scanning the QR code or by clicking here

Huurre Ibérica S.A.U. reserves the right to modify the contents of this document without any prior warning. Every effort has been made to ensure that the content of this publication is accurate, but Huurre Ibérica S.A.U. and its affiliated companies are not responsible for errors or information that may be misleading. Suggestions regarding the final use or application of the products or work methods are merely informative and Huurre Ibérica S.A.U. and its affiliates do not accept any responsibility in this regard.

Kingspan | Teczone España
c/Alcalde Martin Cobos, s/n | E - 09007 Burgos
Tel. +34 947 483 700 | Fax. +34 947 483 803
teczone@teczone.es | www.teczone.es

DTC-266_EN | 03/11/2026 | Rev: 1.0