

STEC 47 + RAIL F47 FALSE FALSE CEILING SYSTEM

Download the latest version by scanning the QR code or by clicking [here](#)

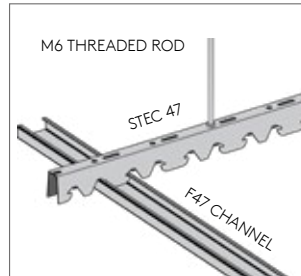


DESCRIPTION

High quality structural system for gypsum board continuous false ceilings.

The system is made up of STEC 47 suspension profile and the F47 channel, to which the gypsum boards are screwed.

The grid is suspended from the structural slab by means of M6 threaded rods with nut and locknut.



BENEFITS OF STEC 47 + F47 CHANNEL SYSTEM

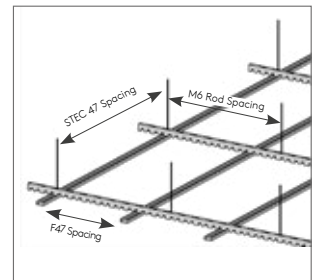
- Modular system adaptable to all types of projects, both rehabilitation and new construction.
- Quick, efficient and safe assembly, thanks to the clip fixing system between the STEC 47 profile and the F47 rail.
- Simple leveling system and excellent flatness, facilitating the execution of ceilings of high aesthetic value.
- F47 rail has a dimpled/ribbed surface to facilitate the screwing of the gypsum boards, and has web and flanges stiffeners.
- The system allows all types of piping and wiring to pass through the existing chamber between the STEC 47 and the slab.
- The system provides high acoustic insulation and has a high resistance to fire.
- DX51 steel profiles, hot dipped galvanised Z140. Quality certified steel rolled by the leading European company.

ALLOWABLE LOADS

- The STEC 47 + F47 system has been designed to support the weight of up to 3 gypsum plates and a mineral wool (or such) insulation. Check the "F47 ceiling system maximum loads" technical sheet for more information.
- Any other load, such as equipments, must be fixed to the structural slab by other means, aside from Kingspan's STEC 47 + F47 system.

MAXIMUM SPACINGS

The maximum spacing depend on the weight of the boards and the insulation to be installed. For factored loads up to 20 kg/m², the maximum spacings shown below will be observed:

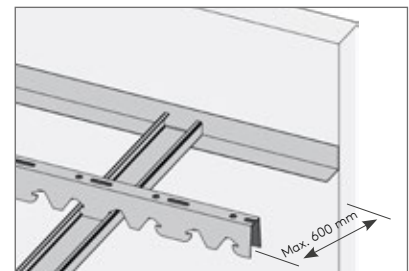


Maximum spacing between STEC 47 profiles:	1,200 mm
Maximum spacing between F47 channels:	600 mm
Maximum spacing between M6 suspension rods:	1,200 mm

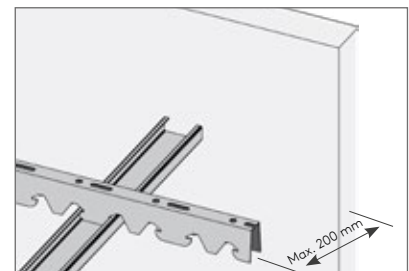
CEILING PERIMETER SOLUTIONS

The system can be installed with or without a perimeter profile joined to the wall. If using a perimeter profile, a profile from Kingspan's angle range will be used.

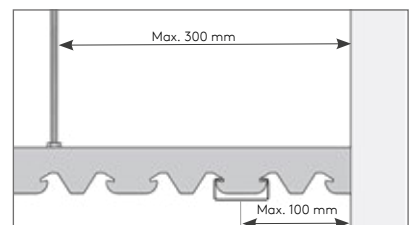
If a perimeter angle is used, the F47 channel will not be screwed to it, and will have a maximum span of 600 mm.



The first span for F47 profile will be no more than 200 mm unless a perimeter angle is used.



Where STEC 47 meets the wall, it is not necessary to have a perimeter profile.



The first suspension will be at a maximum of **300 mm** and the first rail F47 at a maximum distance of **100 mm**.

Teczone Española S.A.U. reserves the right to modify the contents of this document without any prior warning. Every effort has been made to ensure that the content of this publication is accurate, but Teczone Española S.A.U. and its affiliated companies are not responsible for errors or information that may be misleading. Suggestions regarding the final use or application of the products or work methods are merely informative and Teczone Española S.A.U. and its affiliates do not accept any responsibility in this regard.