


# CURVED SOLUTIONS

## DESCRIPTION AND APPLICATIONS

### Product

High quality, cold-shaped, curved ribbed steel sheet profile and finishing elements.



### Applications

Curved enclosures for industrial, residential, commercial and sports facilities buildings.



## MANUFACTURING INFORMATION

### Profile range

Curving may be applied for the following TZ enclosure profile range:

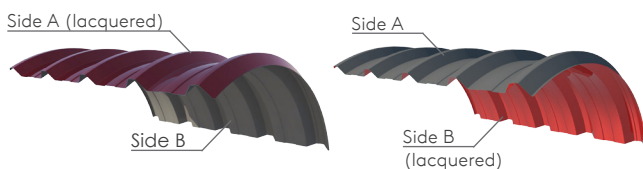
Roof profiles: TZ-30 C, TZ-32 C and TZ-40 C.

Facade profiles: TZ-30 F, TZ-32 F and TZ-40 F.

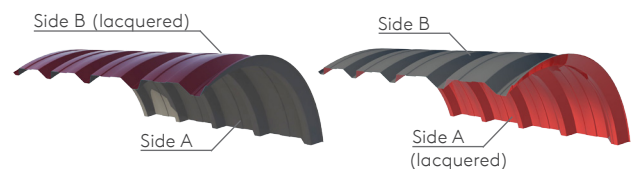
### Radius of curvature

The radius of curvature is customised for each project with a minimum manufacturing radius of 500 mm.


### POSITION C (ROOF)




### POSITION F (FACADE)



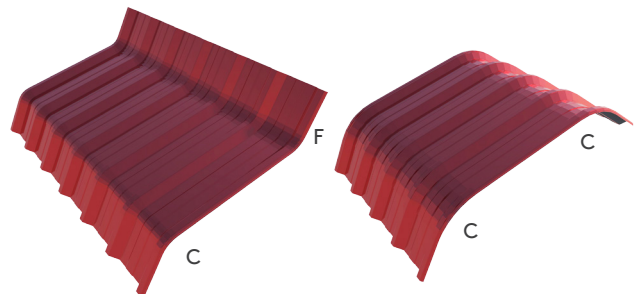
### CURVED RIDGE / FACADE CORNERS



### SLOPE CHANGE



### DOUBLE SLOPE CHANGE



### Steel sheet certifications



Steel sheet to EN 10346 (galvanised) and to EN 10169 (organic coatings).

Kingspan reserves the right to modify the contents of this document without any prior warning