



TZ-30

FACADE PROFILED STEEL SHEETING



- High quality, cold-formed trapezoidal profiled steel sheeting, made of certified structural steel.
- Metal facade cladding for industrial, commercial and sports facilities buildings.
- CE certified product according to EN 14782 (also certified according to EN 1090).
- Useful width with overlap of 1.10 m and manufacturing lengths up to 14.9m.
- Spans up to 3.0m and loads up to 679 daN/m² in single span.



CE

TZ-30 Facade profiled steel sheeting

DESCRIPTION AND APPLICATIONS

High-quality cold-formed trapezoidal steel profiled sheeting.

Manufacturing allowance for curved solutions.

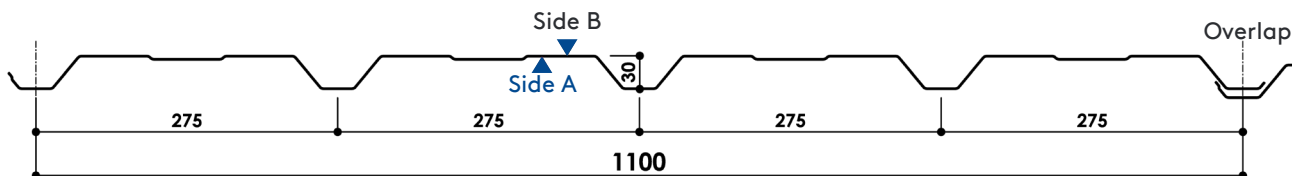
Suitable for acoustic control systems, with several possibilities of perforation patterns.

Metallic facade enclosures for industrial, commercial and sports facilities buildings.

Depending on the configuration, spans between supports up to 3.0 m, and loads up to 679 daN/m² can be attained in single span.



PRODUCT DATA



Useful width	1,100 mm	
Maximum manufacturing length	14.9 m (>13.5 m requires special transport)	
Steel grade	Standard S220GD (other steel grades available on demand)	
Thicknesses	0.5 / 0.6 / 0.7 / 0.8 / 1.0 mm	
Coatings	Standard	Galvanised Z275 Galvanised & 25 microns lacquered in silicone polyester
	Special	HD, HDS, HDX, PVDF, PET

Steel sheet Certifications

Steel sheet to EN 10346 (galvanised) and to EN 10169 (organic coatings).

TZ-30 Profiled sheet Certifications

CE marking to EN 14782 - Self supporting metal sheet for roofing, external cladding and internal lining.


















Facade profiled steel sheeting **TZ-30**

PROFILED SHEET TECHNICAL DATA

THICKNESS	SELF WEIGHT		SECOND MOMENT OF AREA	RESISTANT MODULUS	BENDING MOMENT
(mm)	(kg/ml)	(kg/m ²)	I (cm ⁴ /m)	Wmin (cm ³ /m)	Mf (kgf·m)
0.5	4.90	4.46	6.145	2.781	44.50
0.6	5.88	5.35	7.531	3.418	54.69
0.7	6.86	6.24	8.784	3.977	90.28
0.8	7.85	7.13	10.036	4.532	102.88
1.0	9.81	8.92	12.535	5.633	127.87

MAXIMUM ALLOWABLE PRESSURE LOADS (daN/m²)

th (mm)	SUPPORTS	SPAN BETWEEN SUPPORTS (m)								
		1.00	1.25	1.50	1.75	2.00	2.25	2.50	2.75	3.00
0.5		293	151	88	61	46	35	27	21	16
		703	362	211	133	89	66	53	43	35
		553	285	166	105	71	56	45	36	29
0.6		366	189	110	74	55	42	32	25	20
		880	454	264	167	112	81	65	52	42
		692	357	208	131	88	69	54	43	34
0.7		442	228	133	88	65	49	37	29	23
		1063	548	318	201	135	97	77	61	49
		836	431	251	158	106	81	64	50	40
0.8		520	268	156	102	75	56	43	33	26
		1250	644	374	237	159	112	89	71	57
		984	507	295	186	125	94	73	58	46
1.0		679	350	204	131	95	70	53	41	32
		1632	841	489	309	207	146	113	89	71
		1285	662	385	243	163	120	93	72	58

NOTES:

1 daN/m² ≈ 1 kp/m²

- The values listed in the table are unfactored allowable loads, which should be compared with the sum of characteristic loads (without factoring) in each project.
- Tables calculated for a maximum deflection of L/200, where L is the span (distance between purlins).
- Tables valid for pre-design only. The designer must carry out the structural calculation according to the relevant standards in each country.
- For resistance verification according to EN 1993-1-3, or for other load cases, please contact our technical department. Kingspan expressly declines any responsibility derived from the use of these tables.

TZ-30 Facade profiled steel sheeting

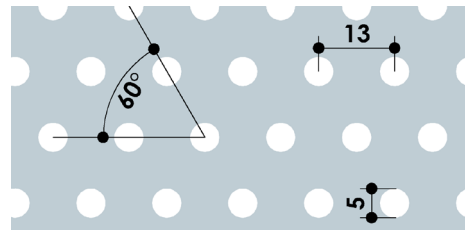
PERFORATIONS FOR ACOUSTIC CONTROL

Kingspan can supply this profile with **uniform perforation**, for example type R5T13 pattern, with \varnothing 5mm holes, 13mm between centres, staggered at 60°. Perforated area of 14% of total surface.

Absorption coefficient $\alpha_w = 0.85$ according to EN ISO 354:2004 for a in-situ sandwich system. Usual stock in 0.6mm White 1006. Request delivery term for other possibilities. Other types of uniform perforation are also available.

TZ Pattern, perforated-rippled with a 36% area embedded in the profile lower flange. Represents a reduction of 7% of allowable loads with respect to the unperforated profile.

Absorption coefficient $\alpha_w = 0.50$ to EN ISO 354:2004 for in-situ sandwich system. Delivery time similar to that of the unperforated profile.



AVAILABLE COATINGS

Teczone has a wide range of high-performance, state-of-the-art coatings, selectable according to the type of installation environment, in order to guarantee the maximum durability of the TZ profiles:

	OUTDOOR ENVIRONMENT							INDOOR ENVIRONMENT				
	RURAL WITHOUT POLLUTION	URBAN / INDUSTRIAL		MARINE			RESISTANCE		NON-AGGRESSIVE ENVIRONMENTS		AGGRESSIVE AND/OR VERY HUMID ENVIRONMENTS	RESISTANCE
		Moderate	Severe	Between 3-20 km	< 3km (1)	Mixed	Outdoor Corrosion Category	UV	Low humidity	Medium humidity		
Polyester 25 μ	✓	✓	!	!	✗	✗	!	!	✓	✓	Ai3 ⁽²⁾	CPI3
HDS 35 μ	✓	✓	!	✓	!	!	RC4	RUV4	✓	✓	Ai3	CPI4
PVDF 35 μ	✓	✓	!	✓	!	!	RC4	RUV4	✓	✓	Ai3	CPI4
HDX 55 μ	✓	✓	✓	✓	✓	!	RC5	RUV4	✓	✓	Ai3	CPI4
PET 50 μ	✗	✗	✗	✗	✗	✗	NA	NA	✓	✓	Ai5	CPI5

✓ Suitable coating

✗ Unsuitable coating

NA Not applicable

! Check with Teczone

(1) Please contact us for distances <300m.

(2) Check conditions.

Not all coatings are available for all sheet thicknesses and colors. Consult Teczone if you need any coating not included in the table.

SUSTAINABILITY

Both steel and its metallic or organic coatings are free from SVHC ("Substances of Very High Concern"), in accordance with the requirements of European regulation REACH.

Kingspan's Environmental Management System (ISO 14001) and the Occupational Health and Safety System (OHSAS 18001) are certified by AENOR and IQNet.

Kingspan reserves the right to modify the contents of this document without any prior warning