




CURVED SOLUTIONS

DESCRIPTION AND APPLICATIONS

Product

High quality, cold-shaped, curved ribbed steel sheet profile and finishing elements.



Applications

Curved enclosures for industrial, residential, commercial and sports facilities buildings.



MANUFACTURING INFORMATION

Profile range

Curving may be applied for the following TZ enclosure profile range:


Roof profiles: TZ-30 C, TZ-32 C and TZ-40 C.

Facade profiles: TZ-30 F, TZ-32 F and TZ-40 F.

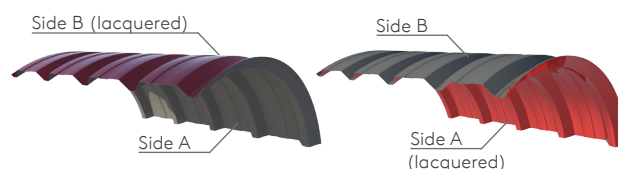
Radius of curvature

The radius of curvature is customised for each project with a minimum manufacturing radius of 500 mm.


POSITION C (ROOF)




POSITION F (FACADE)



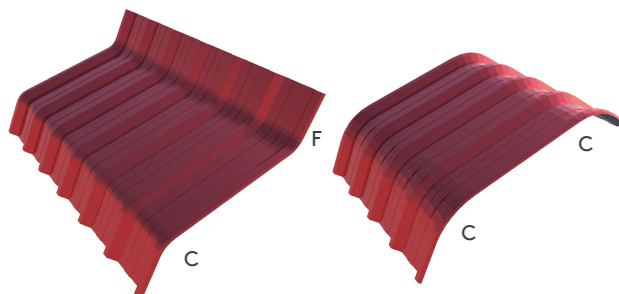
CURVED RIDGE / FACADE CORNERS



SLOPE CHANGE



DOUBLE SLOPE CHANGE



Steel sheet certifications



Steel sheet to EN 10346 (galvanised) and to EN 10169 (organic coatings).

Teczone Española S.L.U. reserves the right to modify the contents of this document without any prior warning. Every effort has been made to ensure that the content of this publication is accurate, but Teczone Española S.L.U. and its affiliated companies are not responsible for errors or information that may be misleading. Suggestions regarding the final use or application of the products or work methods are merely informative and Teczone Española S.L.U. and its affiliates do not accept any responsibility in this regard.